



OPEN MEETING

REGULAR MEETING OF THE GOLDEN RAIN FOUNDATION MOBILITY AND VEHICLES COMMITTEE

Wednesday, April 7, 2021 – 1:30 p.m.
Laguna Woods Village Community Center
Virtual Meeting

AGENDA

1. Call to Order
2. Acknowledgment of Media
3. Approval of the Agenda
4. Approval of Meeting Report for February 3, 2021
5. Chair's Remarks
6. Member Comments (Items Not on the Agenda)
Laguna Woods Village owner/residents are welcome to participate in committee meetings and submit comments or questions regarding virtual committee meetings using one of three options:
 - a. Zoom webinar link <https://zoom.us/j/93335974508>***
 - b. Via email to meeting@vmsinc.org any time before the meeting is scheduled to begin or during the meeting. Please use the name of the committee in the subject line of the email. Name and manor number must be included.***
 - c. By calling (949) 268-2020 beginning one half hour before the meeting begins and throughout the remainder of the meeting. You must provide your name and manor number.***
7. Response to Member Comments
8. Director's Report
 - 2021 Ridership Data
 - Equipment Replacement Strategy/Inventory
 - List of Surplus Vehicles
 - Budget Update

Items for Discussion and Consideration

9. Vehicle Purchase – Four F350 Trucks

Items for Future Agendas:



OPEN MEETING

11. DOJ 5310 Grant

Concluding Business:

12. Committee Member Comments

13. Date of Next Meeting – Wednesday, June 2, 2021 1:30 p.m.

14. Adjournment

Don Tibbetts, Chair
Chris Laugenour, Staff Officer: 949-597-4638

**REPORT OF REGULAR MEETING OF THE GOLDEN RAIN FOUNDATION
MOBILITY AND VEHICLES COMMITTEE**

Wednesday, February 3, 2021 – 1:30 p.m.
Laguna Woods Village Community Center Board Room
24351 El Toro Road, Laguna Woods, CA 92637

MEMBERS PRESENT: Don Tibbets, Egon Garthoffner, Joan Milliman, Craig Wayne, Reza Karimi, Elsie Addington, Reza Bastani, Margaret Bennett

ADVISORS:

MEMBERS ABSENT:

OTHERS PRESENT: Juanita Skillman, Bunny Carpenter

STAFF PRESENT: Siobhan Foster, Francisco Perez, Elizabeth Cortez, Kelli Newton

1. Call to Order

Chair Tibbets called the meeting to order at 1:30 p.m.

2. Acknowledgment of Media

No media was present.

3. Approval of the Agenda

Agenda was approved by acclimation.

4. Approval of Meeting Report for October 7, 2020

The Regular Meeting Report of October 7, 2020 was approved by acclimation.

5. Chair's Remarks

None

6. Member Comments (Items Not on the Agenda)

None

7. Response to Member Comments

None

Reports:

8. Director's Report

Ms. Cortez provided the committee with an overview of the Transportation programs and its ridership trends for the year 2020. Due to Covid-19 restrictions, ridership for all three programs decreased after March 2020. The Fixed Route and Journey slightly increased after August 2020 and stayed stable the rest of the year. Director Karimi requested a financial report accompany ridership information for the three programs – fixed-route, Boost and Journey including the cost of service and cost per user.

Also included in the director's report, is a copy of the Mobility and Vehicles Committee Charter revised by the committee in August 2018 and a list of the 2021 approved vehicles for purchase.

Items for Future Agendas:

9. Obsolete Equipment Policy Amendment

Staff presented to the committee the Obsolete Equipment Policy with the proposed amendments to the policy. The recommended amendments include the utilization of a private auction company for the disposal and sale of obsolete equipment.

After discussion, Director Addington motioned to accept staff's recommendation of the amended Obsolete Equipment Policy. Director Karimi second the motion. Chair Tibbetts called for a vote, the motion was passed to recommend to the GRF board the amended policy by unanimous consent.

10. New Vehicle Replacement Request

Staff presented to the committee a recommendation to replace a GRF vehicle under the approved Miscellaneous - 2021 Vehicle Purchase budget. The vehicle is assigned to the Concrete and Repair department and was identified by the Fleet Maintenance division as needing extensive transmission and catalytic converter repairs that exceed the value of the vehicle. After discussion, Director Addington made the motion to recommend to the GRF board the replacement of a GRF vehicle under the approved Miscellaneous 2021 Vehicle Purchase budget, director Bennett second the motion. Chair Tibbetts called for a vote, the motion was passed by unanimous consent.

Items for Future Agendas:

- 11. Alternative Fuel Vehicles
- 12. DOJ 5310 Grant

Concluding Business:

13. Committee Member Comments

Director Garthoffner suggested to the committee to review the vehicle inventory and replacement schedule at the next committee meeting in April 2021.

14. Date of Next Meeting – Wednesday, April 7, 2021

15. Adjournment

The meeting was adjourned at 2:27 p.m.

Don Tibbetts

Don Tibbetts (Feb 24, 2021 10:56 PST)

Don Tibbetts, Chair
GRF Mobility & Vehicles Committee

Page Intentionally Left Blank

STAFF REPORT

DATE: April 7, 2021
FOR: Mobility and Vehicles Committee
SUBJECT: General Services Director's Report

RECOMMENDATION

Receive and file report.

BACKGROUND

At each meeting of the Mobility and Vehicles Committee, the General Services Director provides information related to the Village transportation program and the operational costs of the Village vehicle maintenance program. The reports are varied each meeting and are submitted to the Committee to provide a broad spectrum of information on a variety of topics.

DISCUSSION

The Bus transportation system consists of the following three programs:

The **Fixed Route** service also known as the **Easy Rider** provides transportation for residents through neighborhood fixed routes and commercial fixed routes. A total of nine 18 passenger shuttle buses are used for this program.

Laguna Woods Village **Journey** program provides curb-to-curb transportation for preapproved residents with medical needs. Residents schedule their rides in advance by calling the Transportation office. Journey drivers are employed by Village Management Services. One shuttle bus is used for this program.

BOOST on-demand rideshare is a contractual partnership with Lyft Inc. BOOST services Laguna Woods Village residents when the Fixed Route service is not operating. Residents can schedule a ride via mobile application or by calling the Transportation office. Drivers are contracted through Lyft Inc. and use their personal vehicles.

Ridership trends of Laguna Woods Village Transportation programs for the period of January 2021 through February 2021

Total number of individual riders or users: (monthly average)
Easy Rider: 275
Journey: 82

Total number of trips: (monthly average)
Easy Rider: 3,706
Journey: 378
BOOST: 32

When residents and their guests ride the Village buses or utilize the Journey or BOOST programs, their trips are tracked. Each time a rider enters a bus, the RFID chip on their Identification Card records a 'trip.' Trips provided through the Journey program are tracked by the 'Ride Now' scheduling software. Trips provided through the BOOST rideshare program are tracked by data provided by Lyft Inc.

Ridership trends for the Easy Rider fixed route, Journey program, and BOOST program were significantly affected by State required COVID-19 social distancing practices.

COVID-19 Impact on Easy Rider Fixed Route

Beginning March 21, 2020 the Fixed Route program reduced its operating hours to Monday through Friday 9:00 a.m. to 5:00 p.m. to adjust to COVID-19 social distancing requirements. Since the reduction of operating hours, ridership decreased in March 2020 and has stayed relatively same since then, with an average of 3,706 trips for the months of January and February 2021. Additionally, the number of users decreased with an average of 275 users in early 2021. See attachment #1.

COVID-19 Impact on Journey

Journey continues to operate Monday through Sunday with its hours reduced to 8:00 a.m. to 3:30 p.m. Ridership decreased in March 2020, with a gradual increase beginning third quarter of 2020. Since then, the average number of completed rides has stayed the same with a monthly average of 378 completed trips in early 2021. See attachment #2.

COVID-19 Impact on BOOST

Beginning March 24, 2020 BOOST substantially reduced its operating hours to Monday through Friday 7:00 a.m. to 9:00 a.m. only. All weeknight and weekend hours were suspended in response to the Governor's Stay at Home order and the closing of all Clubhouses and activities. Subsequently, BOOST trips decreased from a monthly average of 448 trips in the first quarter of 2020 to about 40 trips per month in the last three quarters of 2020 and into early 2021. See attachment #3.

Recently, in late March 2021, Boost' operating hours was extended to Sundays for transportation to Church.

Destination Shopping program has been suspended beginning March 2020 and continues to be suspended until further notice.

Vehicle Purchases/Repairs

Per the 2021 capital budget, staff recently ordered three F-250 crew cabs, four Ford Edge vehicles for security, and eight mules. All vehicles are to be replace existing vehicles that have exceeded their life expectancy.

Prepared By: Chris Laugenour, Director of General Services

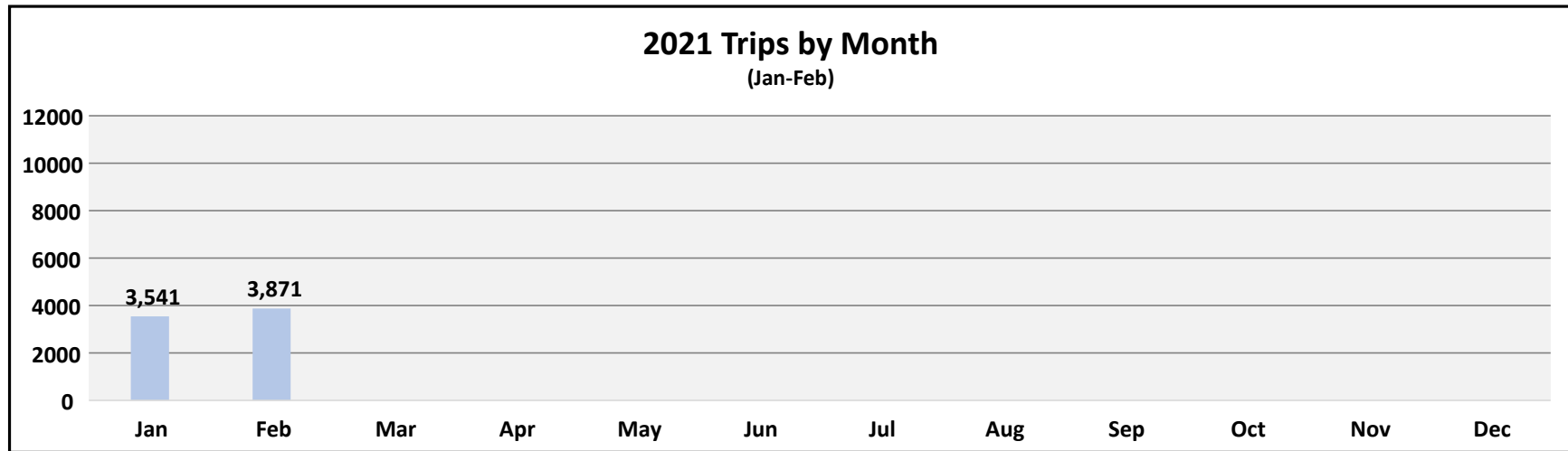
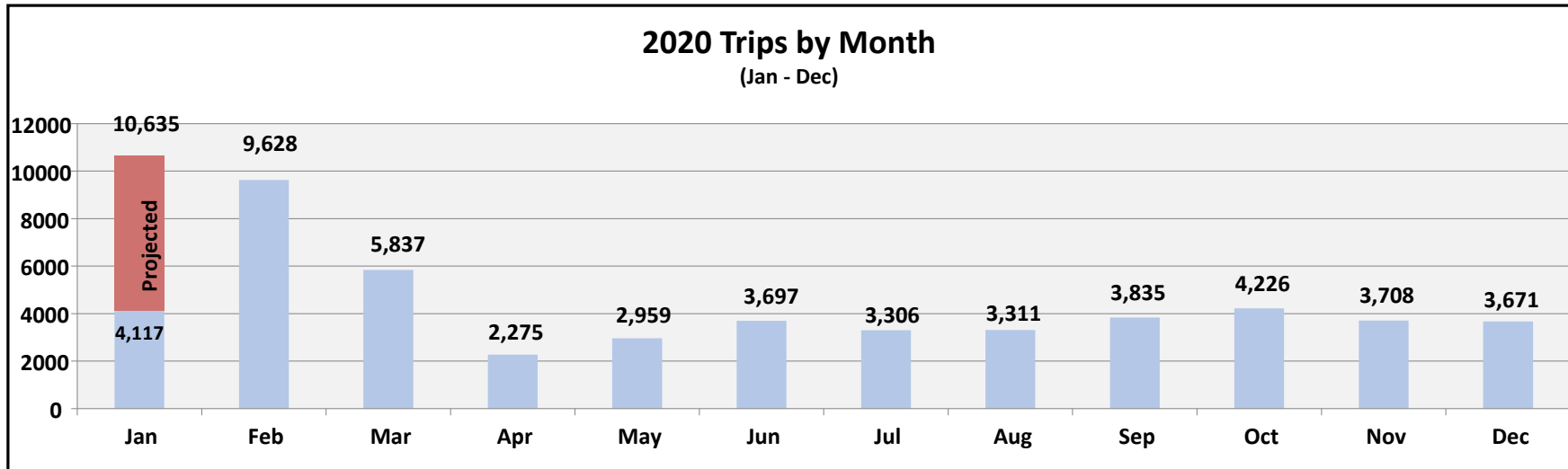
ATTACHMENT(S)

ATT-1: Easy Rider Year to Date Ridership

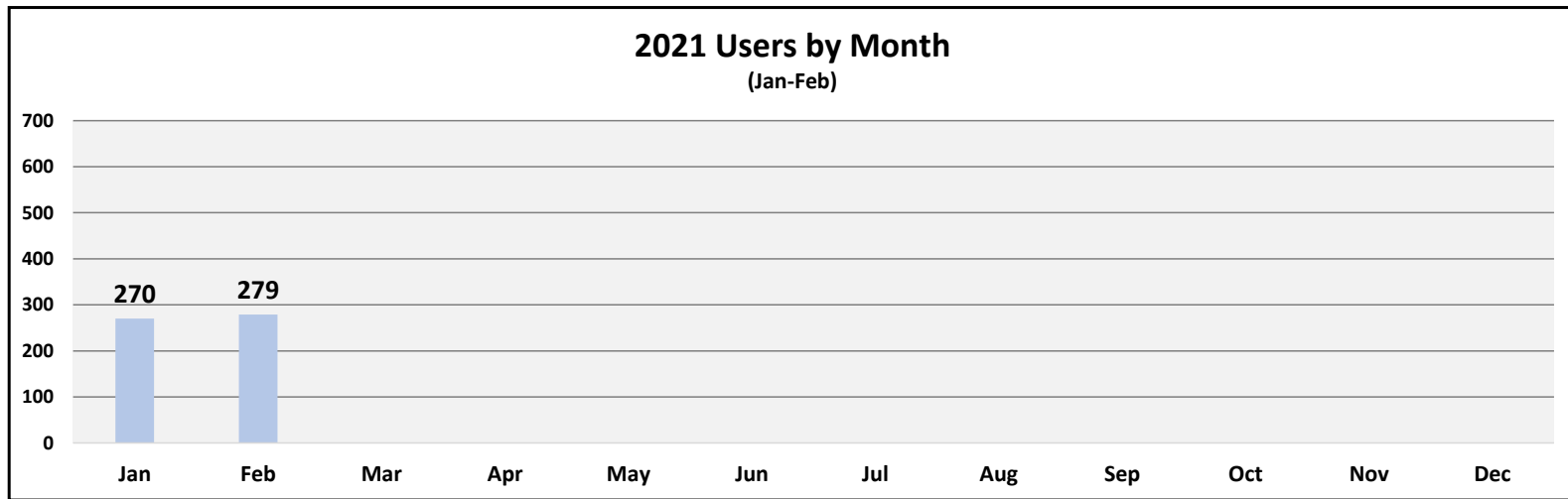
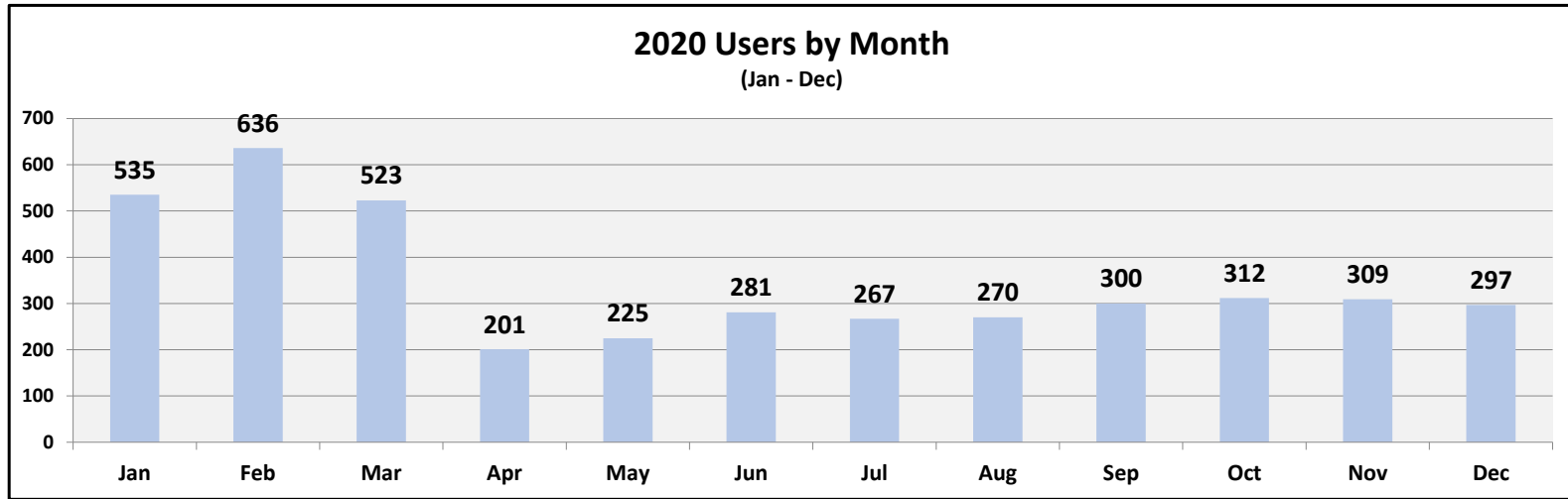
ATT-2: Journey Year to Date Ridership

ATT-3: BOOST Year to Date Ridership

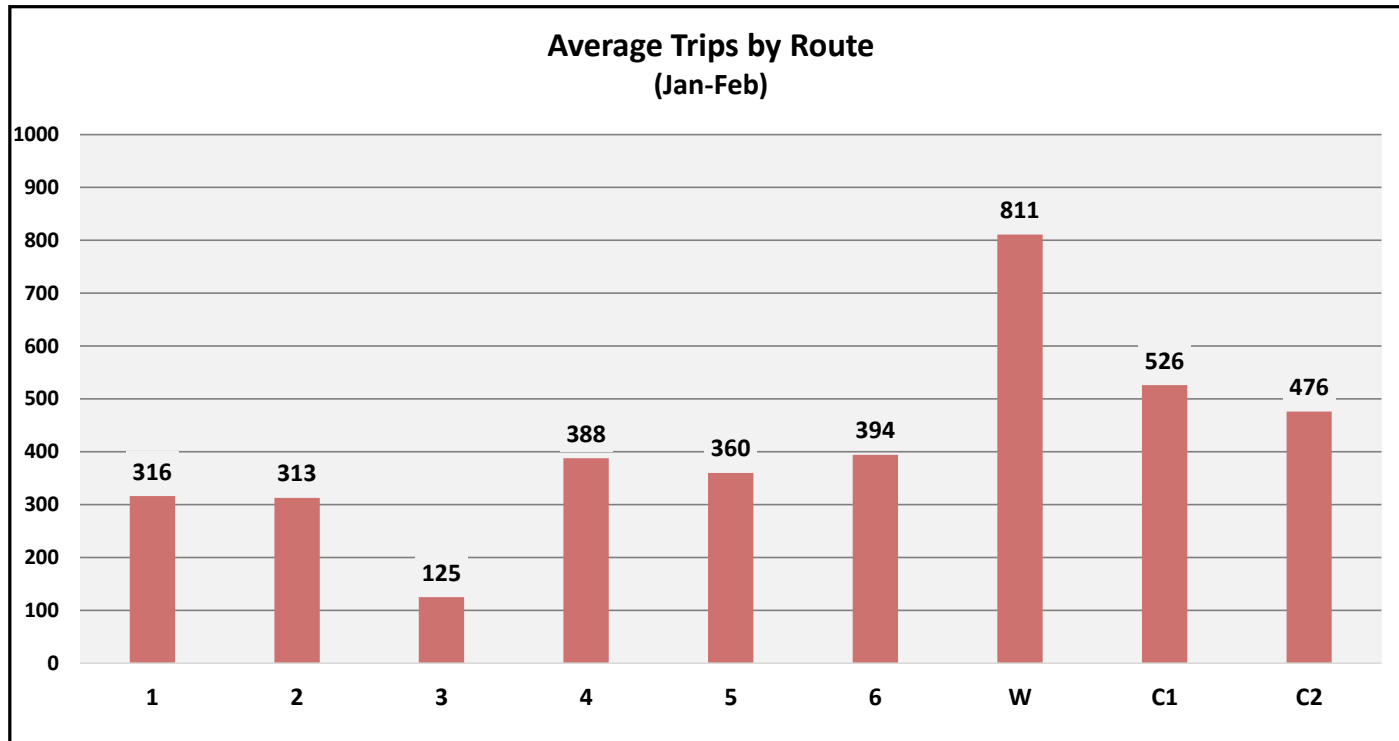
Fixed Route Ridership by Trips



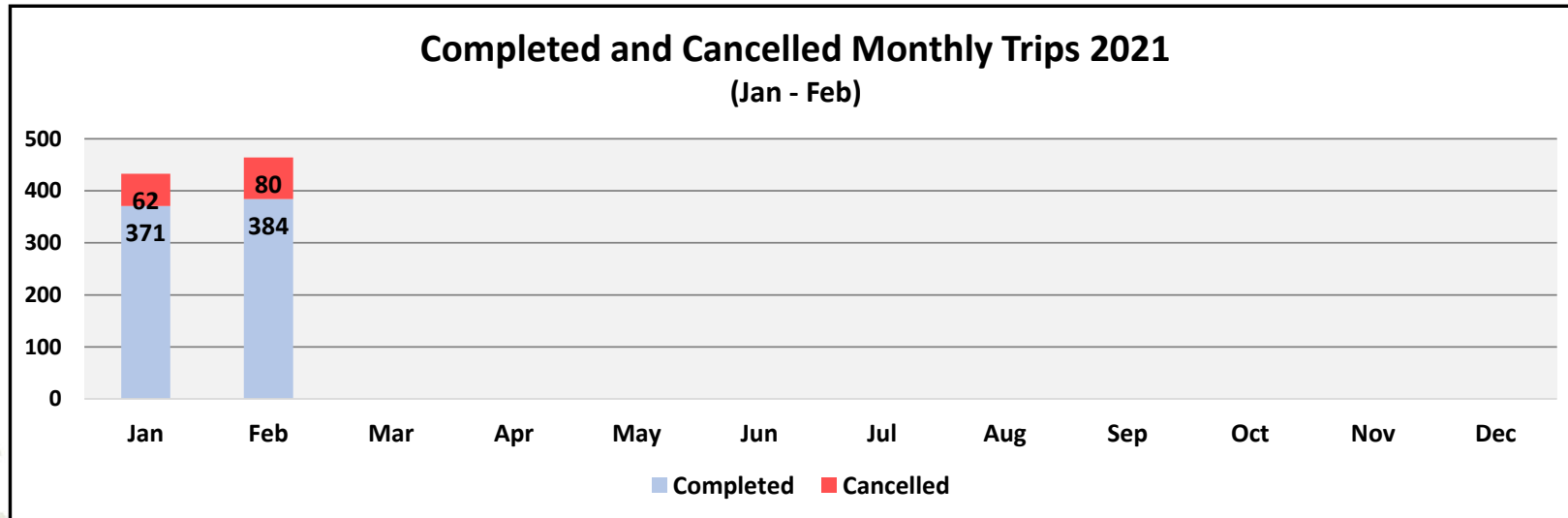
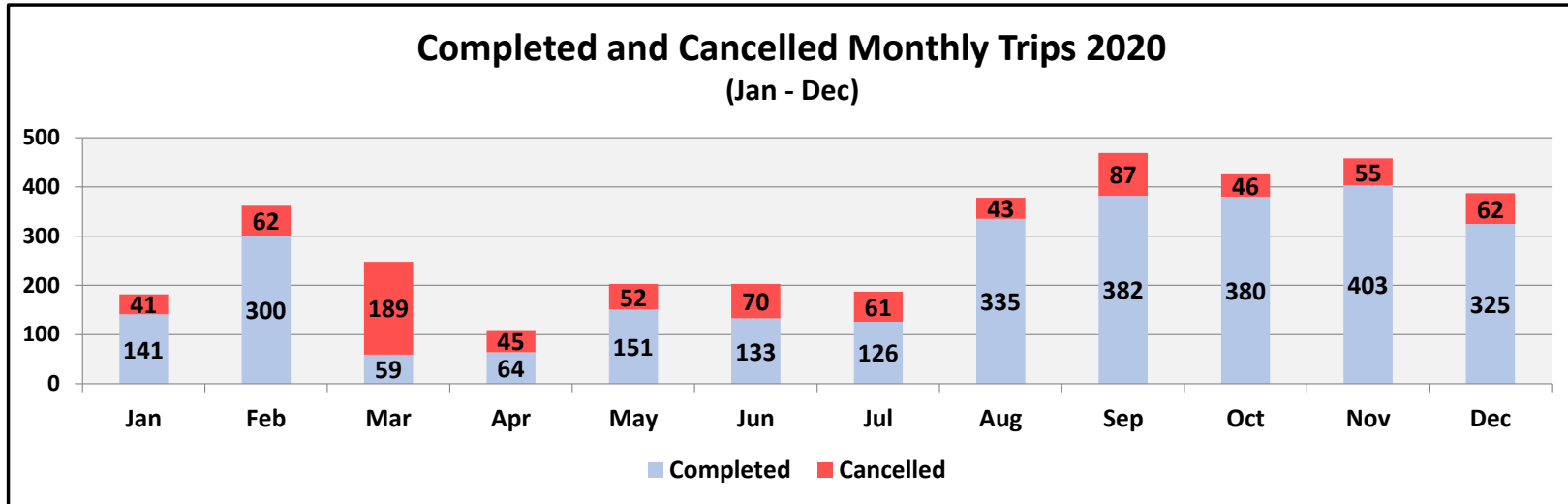
Fixed Route Ridership by User



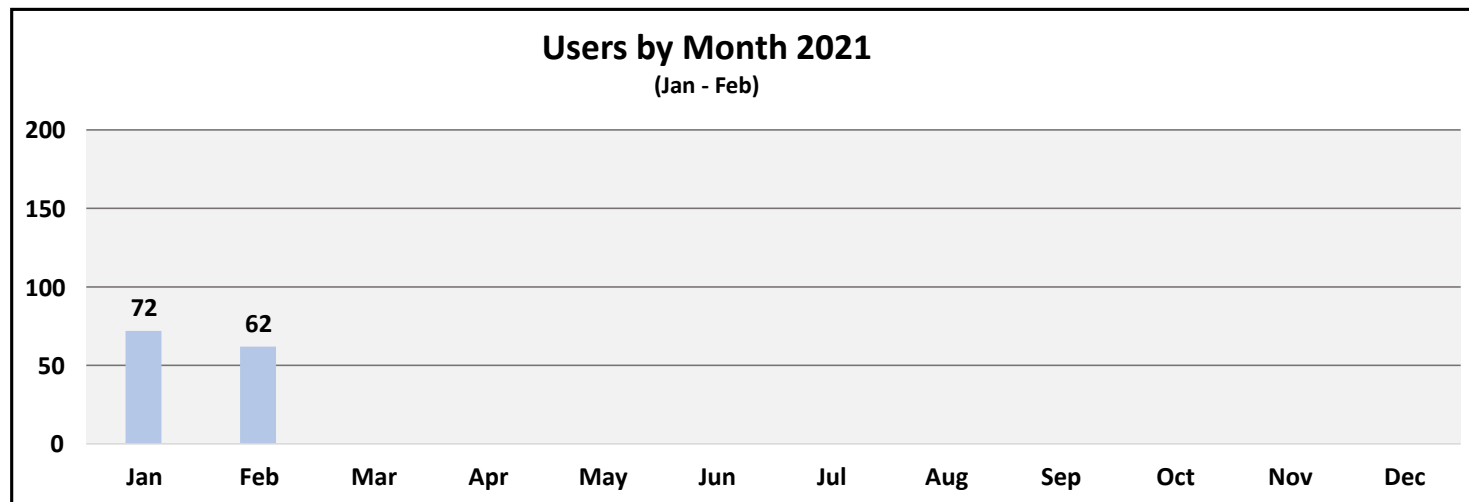
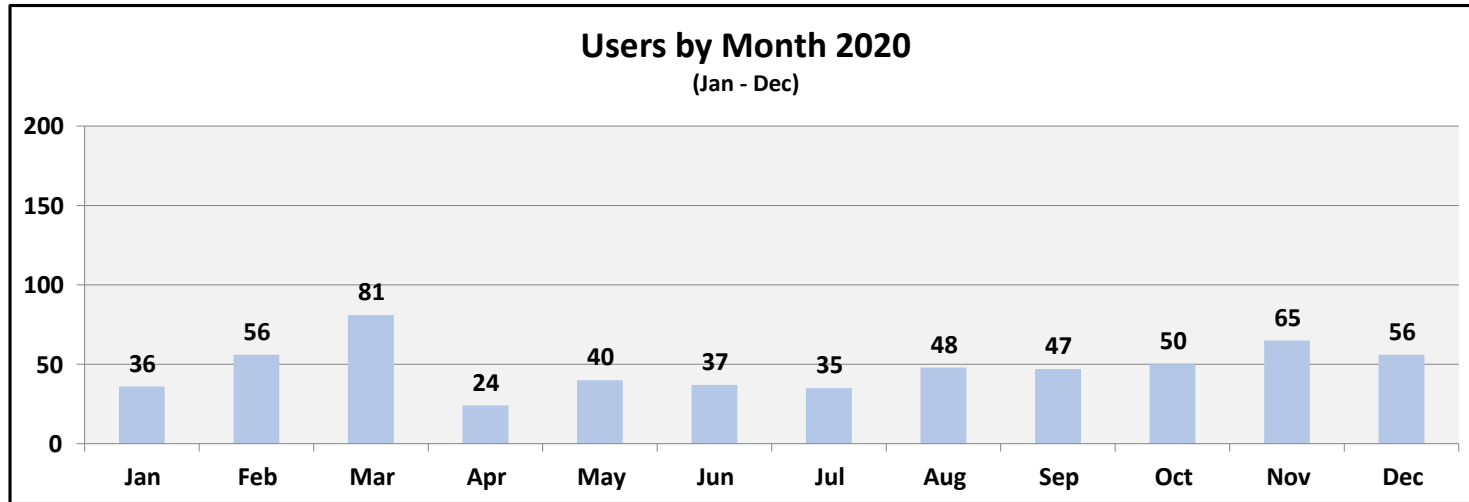
Fixed Route Ridership 2021



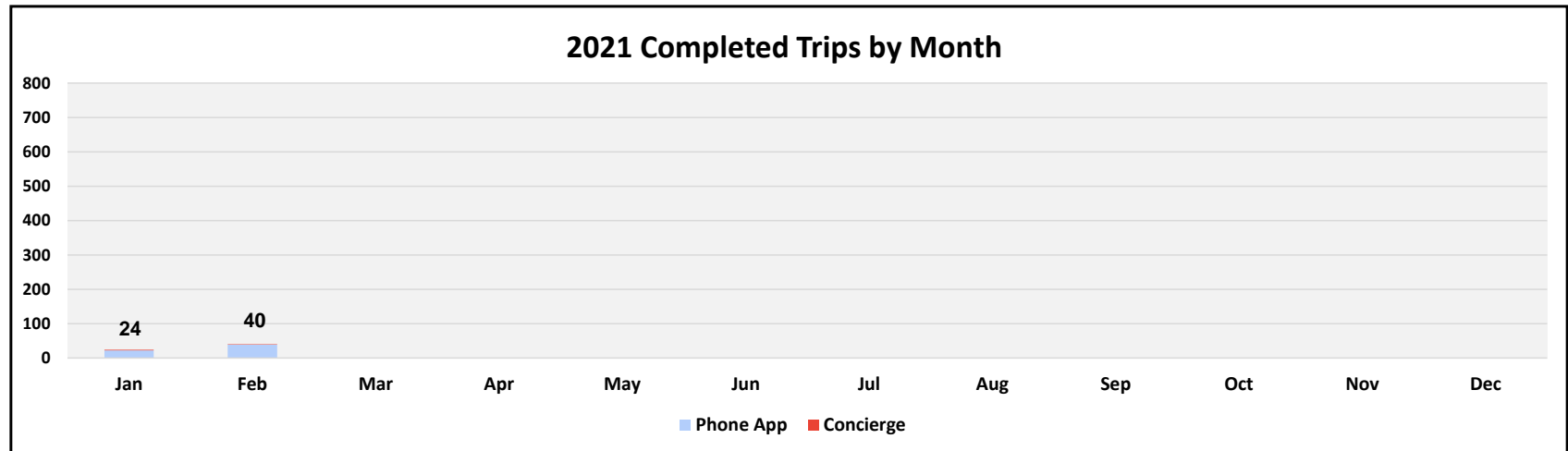
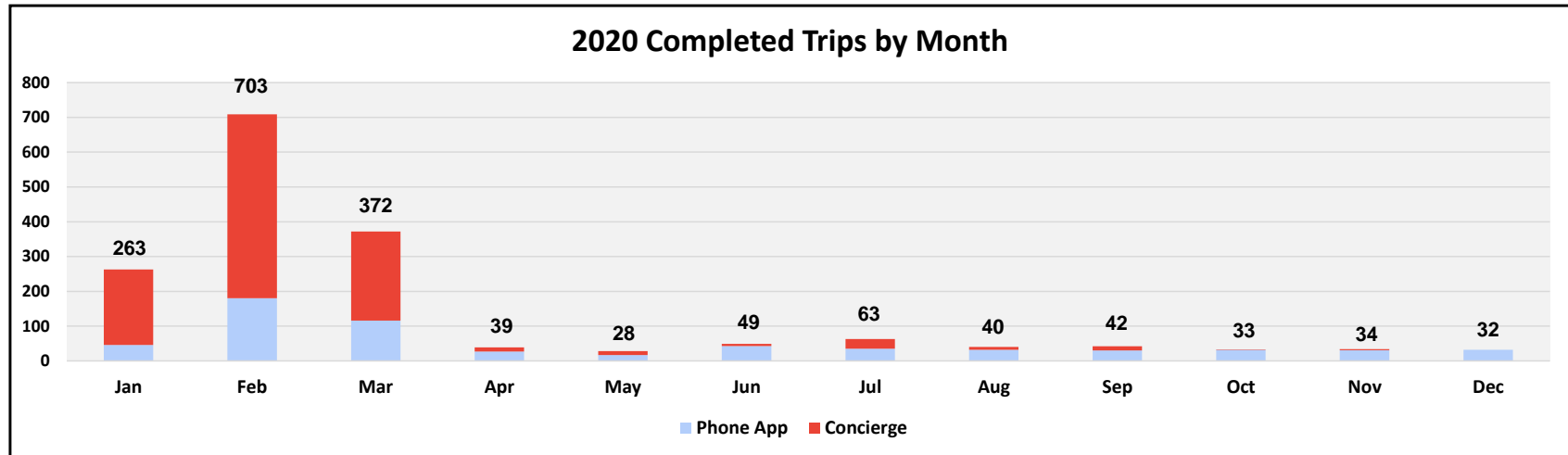
Journey Ridership by Trips



Journey Ridership by User



BOOST Ridership by Scheduling Method



GRF Total Vehicle Inventory

Vehicle Type	Total	Vehicle Life Expectancy (Years)	Total Replacement Needs		Annual Replacement Strategy
1 Ton Truck	20	13	1	5%	
Transportation Bus	16	7	6	38%	1
Passenger Car	1	10	0	0%	
Electric Passenger Car	4	5	0	0%	
Security Vehicles	18	5	7	39%	4
Large Dump	4	15	0	0%	
Passenger Van	19	13	3	16%	1
F150/F250 Vehicle	42	13	10	24%	4
Small Pick-Up	82	13	65	79%	7
Work Van	52	10	18	35%	4
Utility Vehicle	74	10	20	27%	8
Utility Trailer	43	15	19	44%	4
Specialty Equipment					
Fork Lift	5				
Chipper	2				
Grabber	1				
Jetter	1				
Loader	1				
Manlift	9				
Scissor Lift	2				
Skid Steer	5				
Sweeper	4				
Tractor	7				
Subtotal	412		149	36%	33

One Ton Truck

Unit #	Type	Year	Make	Model	Work Center	Odomoeter 3/9/2021
702720	04 FORD F350 6.0L	2004	FORDC	F350 XL SD	540	39,094
702721	04 FORD F350 6.0L	2004	FORDC	F350 XL SD	580	18,647
702722	04 FORD F350 6.0L	2004	FORDC	F350 XL SD	936	71,231
702724	04 FORD F350 6.0L	2004	FORDC	F350 XL SD	530	42,299
702409	97 F350 FTBD 161 WB	1997	FORDC	F350	912	47,247
A00834	2012 Ford F-350	2012	FORDC	F-350	936	33,946
A00835	2012 Ford F-350	2012	FORDC	F-350	936	28,516
A01214	2012 Ford F-350	2012	FORDC	F-350	960	13,149
C01979	Transit 350 Box Van	2019	FORDC	T 350	932	1479
C01963	2019 F-350 STAKEBED	2019	FORDC	F 350	932	382
C01964	2019 F-350 STAKEBED	2019	FORDC	F 350	926	1,214
C01965	2019 F-350 STAKEBED	2019	FORDC	F 350	911	1,603
C01966	2019 F-350 STAKEBED	2019	FORDC	F 350	932	193
FA-S01058	2020 f-350 STAKEBED	2020	FORDC	F350	311	0
FA-S01059	2020 f-350 STAKEBED	2020	FORDC	F350	935	1805
FA-S01060	2020 f-350 STAKEBED	2020	FORDC	F350	936	0
FA-S01061	2020 f-350 STAKEBED	2020	FORDC	F350	530	0
FA-S01062	2020 f-350 STAKEBED	2020	FORDC	F350	530	
FA-S01098	2020 f-350 STAKEBED	2020	FORDC	F350	912	

Type: 1 Ton Truck

Total : 20

Total Replacement: 1

Orange : Inactive, Replaced in 2020
Green: Scheduled to be replaced in 2021
Yellow: Past life expectancy; needs to be replaced

Passenger Bus

Unit #	Type	Year	Make	Model	Work Center	Odometer	Reading Date
A00739	2012 E-Z Trans	2012	INT	GENERAL	970	108,719	9/10/2018
A00740	2012 E-Z Trans	2012	INT	GENERAL	970	141,021	9/25/2020
A00741	2012 E-Z Trans	2012	INT	GENERAL	970	142,912	8/12/2020
A03012	2014 ARBOC	2014	ARBOC	4500	970	152,802	3/11/2021
A03013	2014 ARBOC	2014	ARBOC	4500	970	147,959	2/22/2021
A03014	2014 ARBOC	2014	ARBOC	4500	970	150,723	3/10/2021
A03016	2014 ARBOC	2014	ARBOC	4500	970	130,155	3/4/2021
A03625	2015 ARBOC	2015	ARBOC	4500	970	113,693	3/3/2021
A03626	2015 ARBOC	2015	ARBOC	4500	970	94,444	2/26/2021
A03627	2015 ARBOC	2014	ARBOC	4500	970	116,506	2/8/2021
C01559	ARBOC BUS	2017	ARBOC	PROMSTR	970	62,101	3/4/2021
C01738	ARBOC Spirit of	2018	ARBOC	SPT OF	970	56,884	3/1/2021
C01911	2016 CHEVROLET	2016	CHEVX	4500	970	23,476	3/9/2021
C01921	2016 CHEVY-4500 -	2016	CHEVX	4500	970	22,728	2/25/2021
C01995	2019 CHEVY-4500 -	2019	CHEVX	4500	970	15,658	2/26/2021
S01017	2019 CHEVY-4500-	2019	CHEVX	4500	970	9,706	2/25/2021

Unit Type : Passenger Bus

Total: 16

Total Replacement 6

Orange : Inactive, Replaced in 2020
Green: Scheduled to be replaced in 2021
Yellow: Past life expectancy; needs to be replaced

Car

Unit #	Type	Year	Make	Model	Work Center	Odometer 3/11/21
A03643	FORD EDGE	2016	FORDX	EDGE	30	4,017

Unit Type: Car

Total: 1

Total Replacement: 0

Security Vehicles

Unit #	Type	Year	Make	Work Center	Odometer 3/11/21
A03654	2017 Chevrolet Trax	2017	CHEVX	400	55,080
A03655	2017 Chevrolet Trax	2017	CHEVX	400	57,579
A03652	2017 Chevrolet Trax	2017	CHEVX	400	74,713
FA-S01039	2020 Ford Edge	2020	FORD	400	503
FA-S01040	2020 Ford Edge	2020	FORD	400	181
FA-S01041	2020 Ford Edge	2020	FORD	400	

Unit Type: Car

Total: 6

Total Replacement: 1

Unit #	Type	Year	Make	Work Center	Odometer 3/11/21
A01859	2013 Nissan pickup	2013	NISSAN	400	125,023
A00821	2012 Nissan pickup	2012	NISSAN	400	82,675
A00832	2012 Nissan pickup	2012	NISSAN	400	89,867
A00833	2012 Nissan pickup	2012	NISSAN	400	73,691
A01858	2013 Nissan pickup	2013	NISSAN	400	106,461
A01882	2013 Nissan pickup	2013	NISSAN	400	103,349
A02939	2014 Nissan pickup	2014	NISSAN	400	86,969
A02940	2014 Nissan pickup	2014	NISSAN	400	141,939
A02945	2014 Nissan pickup	2014	NISSAN	400	145,674
A02946	2014 Nissan pickup	2014	NISSAN	400	121,866

Unit Type: Small Pickup

Total: 10

Total Replacement: 6

Unit #	Type	Year	Make	Work Center	Odometer 3/11/21
A03648	2017 Chevrolet Volt	2017	CHEVX	000400	31,578
A03649	2017 Chevrolet Volt	2017	CHEVX	000400	37,632

Unit Type: Electric Passenger Car

Total: 2

Total Replacement: 0

Total Security: 18

Total Replacement: 7

Orange : Inactive, Replaced in 2020
Green: Scheduled to be replaced - 2021
Yellow: Past life expectancy; needs to be replaced

Electric Passenger Car

Unit #	Type	Year	Make	Model	Work Center	Odometer 3/11/21
A03650	2017 Chevrolet Volt	2017	CHEVX	VOLT	920	7,836
A03651	2017 Chevrolet Volt	2017	CHEVX	VOLT	920	7,444
FA-S01055	2020 Chevrolet Bolt	2020	CHEVX	BOLT	902	0
FA-S01056	2020 Chevrolet Bolt	2020	CHEVX	BOLT	904	0

Unit Type: Electric Passenger Vehicle

Total: 4

Total Replacement: 0

Large Dump

Unit #	Type	Year	Make	Model	Work Center	Odometer 3/11/21
A02947	2014 iINTERNATIONAL	2014	INT	DURA STAR	936	21,263
A02975	2014 iINTERNATIONAL	2014	INT	DURA STAR	936	15,133
A03567	2016 International	2016	INT	4300SBA	570	16,852
A03568	2016 International	2016	INT	4300SBA	570	10,951

Unit Type: LARGE DUMP

Total: 4

Total Replacement: 0

Passenger Van

Unit #	Type	Year	Make	Model	Work Center	Odometer 3/12/21
702390	FORD CLUB WAGON	1997	FORDC	CLUB	530	69,272
702387	FORD CLUB WAGON	1997	FORDC	CLUB	530	58,203
A00800	E-350 passenger van	2012	FORDCO	E-350	530	22,905
702384	FORD CLUB WAGON	1997	FORDC	CLUB	530	43,828
702385	FORD CLUB WAGON	1997	FORDC	CLUB	530	541,451
702464	99 E350 12-PASS	1999	FORDC	E350	520	54,496
702388	FORD CLUB WAGON	1997	FORDC	CLUB	570	54,626
A02952	2014 ECONOLINE	2014	FORDC	E150 VAN	600	20,850
A02953	2014 ECONOLINE	2014	FORDC	E150 VAN	945	45,301
A02954	2014 ECONOLINE	2014	FORDC	E150 VAN	935	26,369
A02955	2014 ECONOLINE	2014	FORDC	E150 VAN	935	29,525
A02969	2014 ECONOLINE	2014	FORDC	E350 VAN	530	2,659
A02970	2014 ECONOLINE	2014	FORDC	E350 VAN	530	26,532
A02971	2014 ECONOLINE	2014	FORDC	E350 VAN	530	29,719
A00506	2016 Ford Transit	2016	FORDX	TRANSIT	970	20,567
A00500	2017 Toyota Sienna L	2017	TOYOTA	SIENNA	970	58,071
C01660	FORD TRANSIT	2018	FORDC	TRANSIT	570	14,846
C01896	2019 TRANSIT	2019	FORCO	2WD	970	13,941
C01951	2019 Ford Transit-150-	2019	FORDC	TRANSIT	570	7,381

Unit Type: PASS VAN

Total: 19

Total Replacement: 3

Orange : Inactive, Replaced in 2020
Green: Scheduled to be replaced in 2021
Yellow: Past life expectancy; needs to be replaced

Medium Pick-Up

Unit #	Type	Year	Make	Model	Work Center	Odometer 3/11/20
702352	96 F250 4X4 5.8L	1996	FORDC	F250 4X4	400	30,550
702482	99 FORD F250 TRUCK	1999	FORDC	F250 TRUCK	945	119,969
702483	99 Ford F250	1999	FORDC	F250 TRUCK	520	65,971
702484	99 FORD F250 TRUCK	1999	FORDC	F250 TRUCK	512	63,187
702540	00 FORD F250 5.4L	2000	FORDC	F250	20	53,021
702541	00 FORD F250 5.4L	2000	FORDC	F250	550	51,116
702717	03 FORD F250 5.4L	2003	FORDC	F250	580	0
702719	03 FORD F250 5.4L	2003	FORDC	F250	936	60,057
702723	03 FORD F250 5.4L	2003	FORDC	F250	540	110,682
702726	03 FORD F250 5.4L	2003	FORDC	F250	932	58,083
702837	07 FORD F250 5.4L	2007	FORDC	F250	540	50,853
702838	07 FORD F250 5.4L	2007	FORDC	F250	540	96,466
702839	07 FORD F250 5.4L	2007	FORDC	F250	945	34,366
702882	08 F250 Super Duty	2008	FORDC	F250 XL	530	29,110
702972	09 FORD F250 5.4L	2009	FORDC	F250	935	55,770
702973	09 FORD F250 5.4L	2009	FORDC	F250	936	53,910
A00728	2012 Ford F-250	2012	FORDC	F250	926	28,664
A00729	2012 Ford F-250	2012	FORDC	F250	530	28,166
A00801	F-150 pickup	2012	FORDCO	F-150	911	20,647
A02964	2014 Ford F-250	2014	FORDC	F250	530	20,298
A02965	2014 Ford F-250	2014	FORDC	F250	935	27,834
A02966	2014 Ford F-250	2014	FORDC	F250	530	26,115
C01621	2017 FORD F-250SD XL	2017	FORDC	F250	912	5,392
C01659	FORD 150 1/2 TON	2018	FORDC	F-150	912	5,597
C01679	FORD F250 REG CAB	2018	FORDC	F250	530	5,924
C01680	FORD F250 REG CAB	2018	FORDC	F250	530	8,791
C01686	FORD F250 REG CAB	2018	FORDC	F250	917	5,495
C01916	2019 FORD F150- XL	2019	FORDC	F150 XL	917	1,766
C01917	2019 FORD F150- XL	2019	FORDC	F150 XL	925	3,845
C01927	2019 Ford F-250 Super	2019	FORDCO	F250	530	4,418
C01928	2019 Ford F-250 Super	2019	FORDCO	F 250	620	1,650
C01929	2019 FORD F250	2019	FORDC	F 250	932	828
C01930	2019 FORD F250	2019	FORDC	F250	912	1,100
C01931	2019 FORD F250	2019	FORDC	F250	932	1,759
C01932	2019 FORD F250	2019	FORDC	F250	912	932
C01933	2019 FORD F250	2019	FORDC	F250	912	2,258
C01934	2019 FORD F250	2019	FORDC	F250	912	1,794
FA-S01050	2020 FORD F-250 Super	2020	FORDC	F250	530	
FA-S01051	2020 FORD F150	2020	FORDC	F150 XL	500	836
FA-S01052	2020 FORD F150	2020	FORDC	F150 XL	936	784
FA-S01053	2020 FORD F150	2020	FORDC	F150 XL	500	1,261
FA-S01054	2020 FORD F150	2020	FORDC	F150 XL	920	

Unit Type: PUT (Pick up truck)

Total: 42

Total Replacement: 10

Orange : Inactive, Replaced in 2020
Green: Scheduled to be replaced in 2021
Yellow: Past life expectancy; needs to be replaced

Small Pick-Up

Unit #	Type	Year	Make	Model	Work Center	Odometer 3/12/21
702512	00 FORD RANGER 3.0L	2000	FORDC	RANGER	912	41,313
702515	00 FORD RANGER 3.0L	2000	FORDC	RANGER	925	67,069
702518	00 FORD RANGER 3.0L	2000	FORDC	RANGER	932	46,539
702521	00 FORD RANGER 3.0L	2000	FORDC	RANGER	912	82,782
702522	00 FORD RANGER 3.0L	2000	FORDC	RANGER	912	54,716
702894	Extended cab Ranger	2008	FORDC	RANGER	920	132,306
702523	00 FORD RANGER 3.0L	2000	FORDC	RANGER	925	66,973
702530	00 FORD RANGER 3.0L	2000	FORDC	RANGER	917	61,553
702570	01 FORD RANGER 3.0L	2001	FORDC	RANGER	913	71,409
702571	01 FORD RANGER 3.0L	2001	FORDC	RANGER	913	91,077
702572	01 FORD RANGER 3.0L	2001	FORDC	RANGER	913	78,040
702573	01 FORD RANGER 3.0L	2001	FORDC	RANGER	913	84,445
702574	01 FORD RANGER 3.0L	2001	FORDC	RANGER	913	75,582
702576	01 FORD RANGER 3.0L	2001	FORDC	RANGER	936	53,096
702577	01 FORD RANGER 3.0L	2001	FORDC	RANGER	935	73,402
702579	01 FORD RANGER 3.0L	2001	FORDC	RANGER	912	50,519
702580	01 FORD RANGER 3.0L	2001	FORDC	RANGER	912	107,359
702581	01 FORD RANGER 3.0L	2001	FORDC	RANGER	912	39,652
702582	01 FORD RANGER 4.0L	2001	FORDC	RANGER	912	33,942
702584	01 FORD RANGER 3.0L	2001	FORDC	RANGER	511	75,951
702674	03 FORD RANGER 3.0L	2003	FORDC	RANGER	913	86,747
702675	03 FORD RANGER 3.0L	2003	FORDC	RANGER	945	53,909
702676	03 FORD RANGER 3.0L	2003	FORDC	RANGER	913	70,773
702677	03 FORD RANGER 3.0L	2003	FORDC	RANGER	913	0
702678	03 FORD RANGER 3.0L	2003	FORDC	RANGER	945	101,876
702681	03 FORD RANGER 3.0L	2003	FORDC	RANGER	912	49,914
702682	03 FORD RANGER 3.0L	2003	FORDC	RANGER	912	61,063
702683	03 FORD RANGER 3.0L	2003	FORDC	RANGER	912	53,590
702684	03 FORD RANGER 3.0L	2003	FORDC	RANGER	912	86,185
702685	03 FORD RANGER 3.0L	2003	FORDC	RANGER	912	53,946
702686	03 FORD RANGER 3.0L	2003	FORDC	RANGER	912	50,433
702725	Ranger	2004	FORDC	RANGER	530	79,108
702768	05 FORD RANGER 3.0L	2005	FORDC	RANGER	925	31,748
702769	05 FORD RANGER 3.0L	2005	FORDC	RANGER	912	37,437
702770	05 FORD RANGER 3.0L	2005	FORDC	RANGER	912	42,143
702771	05 FORD RANGER 3.0L	2005	FORDC	RANGER	912	51,136
702772	05 FORD RANGER 3.0L	2005	FORDC	RANGER	918	56,208
702773	05 FORD RANGER 3.0L	2005	FORDC	RANGER	912	52,898
702774	05 FORD RANGER 3.0L	2005	FORDC	RANGER	912	44,727
702775	05 FORD RANGER 3.0L	2005	FORDC	RANGER	912	67,058
702776	05 FORD RANGER 3.0L	2005	FORDC	RANGER	560	71,576
702777	05 FORD RANGER 3.0L	2005	FORDC	RANGER	932	56,873
702790	05 FORD RANGER 3.0L	2005	FORDC	RANGER	912	74,838
702800	06 FORD RANGER 3.0L	2006	FORDC	RANGER	917	46,728
702801	06 FORD RANGER 3.0L	2006	FORDC	RANGER	917	39,549
702802	06 FORD RANGER 3.0L	2006	FORDC	RANGER	917	34,995
702803	06 FORD RANGER 3.0L	2006	FORDC	RANGER	912	38,262
702804	06 FORD RANGER 3.0L	2006	FORDC	RANGER	935	38,536
702805	06 FORD RANGER 3.0L	2006	FORDC	RANGER	913	44,847
702807	06 FORD RANGER 3.0L	2006	FORDC	RANGER	912	238,328

Small Pick-Up

Unit #	Type	Year	Make	Model	Work Center	Odometer 3/12/21
702843	07 FORD RANGER 3.0L	2006	FORDC	RANGER	935	34,564
702806	06 FORD RANGER 3.0L	2006	FORDC	RANGER	912	34,999
702840	07 FORD RANGER 3.0L	2007	FORDC	RANGER	912	30,843
702841	07 FORD RANGER 3.0L	2007	FORDC	RANGER	935	35,962
702844	07 FORD RANGER 3.0L	2007	FORDC	RANGER	521	25,201
702845	07 FORD RANGER 3.0L	2007	FORDC	RANGER	911	62,495
702846	07 FORD RANGER 3.0L	2007	FORDC	RANGER	914	55,276
702847	07 FORD RANGER 3.0L	2007	FORDC	RANGER	913	36,943
702872	2008 Ranger standard	2008	FORDC	RANGER XL	945	48,598
702873	2008 Ranger standard	2008	FORDC	RANGER XL	560	42,494
702874	2008 Ranger standard	2008	FORDC	RANGER XL	909	35,749
702875	Ranger standard cab	2008	FORDC	RANGERXL	926	36,926
702888	Extended cab Ranger	2008	FORDC	RANGER	241	144,860
702890	Extended cab Ranger	2008	FORDC	RANGER	500	122,727
702895	2008 Regular cab	2008	FORDC	RANGER	936	45,751
702896	2008 Regular cab	2008	FORDC	RANGER	917	36,112
702897	2008 Regular cab	2008	FORDC	RANGER	560	39,416
702898	2008 Regular cab	2008	FORDC	RANGER	560	37,442
702899	2008 Regular cab	2008	FORDC	RANGER	560	34,803
702900	2008 Regular cab	2008	FORDC	RANGER	914	34,132
702979	2008 Regular cab	2008	FORDC	RANGER	935	35,394
700444	2009 Ranger extra cab	2009	FORDC	RANGER	530	91,616
702982	2009 Ranger extra cab	2009	FORDC	RANGER	530	66,591
A00478	2011 Ranger extra cab	2011	FORDC	RANGER	500	54,678
A00715	2012 Ranger	2011	FORDC	RANGER	500	71,397
A01856	2013 Nissan pickup	2013	NISSAN	FRONTIER	912	85,022
A01857	2013 Nissan pickup	2013	NISSAN	FRONTIER	912	107,962
A02938	2014 Nissan pickup	2014	NISSAN	FRONTIER	917	85,876
A03660	2016 Nissan Frontier	2016	NISSAN	FRONTIER	614	9,488
A03661	2016 Nissan Frontier	2016	NISSAN	FRONTIER	902	8,932
A03662	2016 Nissan Frontier	2016	NISSAN	FRONTIER	910	10,489
A03663	2016 Nissan Frontier	2016	NISSAN	FRONTIER	910	9,540

Unit Type: SMALL PUT

Total: 82

Total Replacement: 65

Orange : Replaced in 2020
Green: Scheduled to be replaced in 2021
Yellow: Past life expectancy; needs to be replaced

Work Van

Unit #	Type	Year	Make	Model	Work Center	Odometer 3/12/21
702401	97 E250 CARGO	1997	FORDC	E250 VAN	912	66,905
702488	99 FORD E250 VAN	1999	FORDC	E250 VAN	960	73,353
702486	99 FORD E250 VAN	1999	FORDC	E250 VAN	913	53,607
702487	99 FORD E250 VAN	1999	FORDC	E250 VAN	926	53,214
702490	99 FORD E250 VAN	1999	FORDC	E250 VAN	926	60,318
702492	99 FORD E250 VAN	1999	FORDC	E250 VAN	20	88,445
702489	99 FORD E250 VAN	1999	FORDC	E250 VAN	914	80,894
702536	00 FORD E250 VAN	2000	FORDC	E250	914	65,747
702537	00 FORD E250 VAN	2000	FORDC	E250	914	95,724
702538	00 FORD E250 VAN	2000	FORDC	E250	914	76,144
702539	00 FORD E250 VAN	2000	FORDC	E250	914	84,077
702567	01 FORD E250 VAN	2001	FORDC	E250	914	75,356
702687	03 FORD E250 CARGO	2003	FORDC	E250 VAN	914	65,722
702688	03 FORD E250 CARGO	2003	FORDC	E250 VAN	914	103,342
702689	03 FORD E250 CARGO	2003	FORDC	E250 VAN	914	93,455
702863	E-250 VAN	2007	FORDC	E-250	914	50,337
702876	E-250 cargo	2008	FORDC	E-250	914	45,432
702877	E-250 cargo	2008	FORDC	E-250	914	50,212
702878	E-250 cargo	2008	FORDC	E-250	914	35,674
702879	E-250	2008	FORDC	E250 VAN	914	54,596
702980	E-250	2008	FORDC	E250 VAN	926	29,728
A00809	2010 Dodge Caravan	2010	DODGE	CARAVAN	20	35,877
A00806	2010 Dodge Caravan	2012	DODGE	CARAVAN	20	34,936
A00807	2010 Dodge Caravan	2012	DODGE	CARAVAN	20	33,391
A00808	2010 Dodge Caravan	2012	DODGE	CARAVAN	20	39,940
A03008	Transit connec cargo	2014	FORDC	TRANSIT	540	18,813
A03009	Transit connec cargo	2014	FORDC	TRANSIT	540	15,380
A03010	2014 E250	2014	FORDC	E250	932	18,527
A03011	2014 E250	2014	FORDC	E250	932	18,877
C01683	FORD TRANSIT VAN	2018	FORDC	TRANSIT	914	10,562
C01684	FORD TRANSIT VAN	2018	FORDC	TRANSIT	914	5,985
C01685	FORD TRANSIT VAN	2018	FORDC	TRANSIT	914	8,492
C01687	FORD TRANSIT	2018	FORDC	TRANSIT	935	4,926
C01688	FORD TRANSIT	2018	FORDC	TRANSIT	540	7,739
C01689	FORD TRANSIT	2018	FORDC	TRANSIT	540	11,960
C01690	FORD TRANSIT	2018	FORDC	TRANSIT	540	5,608
C01691	FORD TRANSIT	2018	FORDC	TRANSIT	540	7,197
C01692	FORD TRANSIT	2018	FORDC	TRANSIT	540	10,097
C01693	2018 FORD TRANSIT	2018	FORDC	TRANSIT	540	6,036
C01694	2018 FORD TRANSIT	2018	FORDC	TRANSIT	540	9,007
C01703	2018 FORD TRANSIT	2018	FORDC	TRANSIT	540	6,521
C01704	2018 FORD TRANSIT	2018	FORDC	TRANSIT	540	7,303
C01739	2018 Ford Transit	2018	FORDX	E250 VAN	932	6,705
C01740	2018 Ford Transit	2018	FORDX	E250 VAN	926	7,065
C01945	2019 FORD TRANSIT -	2019	FORDC	TRANSIT	540	1,302
C01946	2019 FORD TRANSIT -	2019	FORDC	TRANSIT	914	2,223
C01947	2019 FORD TRANSIT -	2019	FORDC	TRANSIT	914	4,656
C01948	2019 FORD TRANSIT -	2019	FORDC	TRANSIT	914	4,652
C01949	2019 FORD TRANSIT -	2019	FORDC	TRANSIT	914	4,929
C01950	2019 FORD TRANSIT -	2019	FORDC	TRANSIT	914	3,079
C01952	2019 FORD TRANSIT -	2019	FORDC	TRANSIT	932	2,346
C01953	2019 FORD TRANSIT -	2019	FORDC	TRANSIT	914	2,927

Work Van

Unit Type: WORK VAN

Total: 52
Total Replacement: 18

Orange : Inactive, Replaced in 2020
Green: Scheduled to be replaced in 2021
Yellow: Past life expectancy; needs to be replaced

Utility Vehicle

Unit	Description	Year	Model	Cost Code
702730	04 KAWASAKI 3CYL	2004	MULE 3010	914
702786	05 KAWASAKI 3CYL	2005	MULE 3010	530
702792	05 KAWASAKI 3CYL	2005	MULE 3010	530
702816	06 KAWASAKI 3CYL	2006	MULE 3010	936
702817	06 KAWASAKI 3CYL	2006	MULE 3010	932
702819	06 KAWASAKI 3CYL	2006	MULE 3010	932
702836	07 KAWASAKI 3CYL	2007	MULE 3010	530
702849	07 KAWASAKI 3CYL	2007	MULE 3010	936
702850	07 KAWASAKI 3CYL	2007	MULE 3010	530
702904	Kia Vantage	2008	MINI CARGO	540
702908	09 KAWASAKI 3CYL	2009	MULE 3010	530
702909	09 KAWASAKI 3CYL	2009	MULE 3010	530
702910	09 KAWASAKI 3CYL	2009	MULE 3010	530
702911	09 KAWASAKI 3CYL	2009	MULE 3010	530
702913	09 KAWASAKI 3CYL	2009	MULE 3010	530
A00452	2010 JIABAO	2010	VANGO	530
A00453	2010 KIA/VANTAGE	2010	VANGO	580
A00454	2010 KIA/VANTAGE	2010	VANGO	540
A00470	2009 Kawasaki Mule	2010	MULE 4010	620
A00722	09 KAWASAKI 3CYL	2012	MULE 4010	932
A00723	Kawasaki Mule 4010	2011	Mule 4010	570
A00724	12 KAWASAKI 3CYL	2012	MULE 4010	530
A00725	12 KAWASAKI 3CYL	2012	MULE 4010	570
A00791	2012 John Deere	2012	TH6X4	520
A00826	2012 ST Sport golf cart	2012	VARIOUS	530
A00827	2012 ST Sport golf cart	2012	VARIOUS	530
A01877	2013 Jacobsen Turf	2012	84063	580
A03058	2015 Kawasaki	2015	MULE 4010	530
A03059	2015 Kawasaki	2015	MULE 4010	580
A03060	2015 Kawasaki	2015	MULE 4010	580
A03061	2015 Kawasaki	2015	MULE 4010	580
A03062	2015 Kawasaki	2015	MULE 4010	580
A03063	2015 Kawasaki	2015	MULE 4010	530
A03644	2017 Kawasaki Mule	2017	4010 MULE	580
A03645	2017 Kawasaki Mule	2017	4010 MULE	580
A03646	2017 Kawasaki Mule	2017	4010 MULE	520
A03647	2017 Kawasaki Mule	2017	4010 MULE	580
A03656	2017 Kawasaki Mule	2017	4010 MULE	580
A03657	2017 Kawasaki Mule	2017	4010 MULE	580
A03658	2017 Kawasaki Mule	2017	4010 MULE	580
A03659	2017 Kawasaki Mule	2017	4010 MULE	520
C01551	2018 Kawasaki Mule	2018	MULE 4010	570
C01552	2018 Kawasaki Mule	2018	MULE 4010	530

Utility Vehicle

Unit	Description	Year	Model	Cost Code
C01553	2018 Kawasaki Mule	2018	4010 MULE	530
C01554	2018 Kawasaki Mule	2018	4010 MULE	530
C01555	2018 Kawasaki Mule	2018	4010 MULE	932
C01556	2018 Kawasaki Mule	2018	4010 MULE	932
C01655	CLUB CAR CA300 GAS	2018	CARRY ALL	670
C01656	CLUB CAR CA300 GAS	2018	CARRY ALL	670
C01657	CLUB CAR CA300 GAS	2018	CARRY ALL	670
C01695	2018 KAWASAKI MULE	2018	MULE 4010	530
C01696	2018 KAWASAKI MULE	2018	MULE 4010	912
C01697	2018 KAWASAKI MULE	2018	MULE 4010	960
C01698	2018 KAWASAKI MULE	2018	MULE 4010	960
C01699	2018 KAWASAKI MULE	2018	MULE 4010	932
C01909	2019 KAWASAKI	2019	KAF400JKF	500
C01910	2019 KAWASAKI	2019	KAF400JKF	500
C01905	2019 KAWASAKI 4010	2019	4010 MULE	530
C01906	2019 KAWASAKI 4010	2019	4010 MULE	530
C01907	2019 KAWASAKI 4010	2019	4010 MULE	530
C01908	2019 KAWASAKI 4010	2019	4010 MULE	530
C01915	TRUCKSTER XD	2019	TRUCKSTER	570
S01005	2020KAWASAKI	2020	4010 MULE	530
S01006	2020KAWASAKI	2020	4010 MULE	530
S01007	2020KAWASAKI	2020	4010 MULE	530
S01008	2020KAWASAKI	2020	4010 MULE	530
S01009	2020KAWASAKI	2020	4010 MULE	530
S01010	2020KAWASAKI	2020	4010 MULE	530
S01011	2020KAWASAKI	2020	4010 MULE	530
S01012	2020KAWASAKI	2020	4010 MULE	560
S01013	2020KAWASAKI	2020	4010 MULE	530
S01014	2020KAWASAKI	2020	4010 MULE	530
S01015	2020KAWASAKI	2020	4010 MULE	530

Unit Type: Utility Vehicle

Total: 74
 Replacement Total: 20

Orange : Inactive, Replaced in 2020
Green: Scheduled to be replaced in 2021
Yellow: Past life expectancy; needs to be replaced

Utility Trailer

Unit #	Type	Year	Make	Model	Work Center
702455	BIG TEX TRAILER	1998	BIGTEX	70PI-14	530
702456	BIG TEX TRAILER	1998	BIGTEX	70PI-14	530
702511	99 BIG TEX TRAILER	1999	BIGTEX	70-PI	530
701493	FLAT TRAILER FOR	1985	ZZZZZ	BIRHANZEL	570
701692	1985 JOHN BEAN	1985	JOBEA	D010E100F	560
701735	TRAILER	1986	TRLKN	TK40	960
701736	TRAILER	1986	TRLKN	TKT6	530
702459	APPLE UTILITY	1991	APPLE	16'	530
902127	92 ENCORE HORSE	1992	ENCOR		620
700006	TRAILER	1996	CARSO	5X10	936
700007	TRAILER	1996	CARSO	5X10	540
700008	TRAILER	1996	CARSO	5X10	914
700009	TRAILER	1996	CARSO	5X10	936
700011	CARSON TRAILER	1997	CARSO	5X10	912
702426A	9 TRAILER 14 X 76	1997	BIGTEX	10PI-14	936
702510	99 BIG TEX TRAILER	1999	BIGTEX	70-PI	520
700012	CARSON TRAILER	2000	CARSO	6X10	570
700021	TRAILER FOAMER	2000	ZZZZZ		914
702566	CARSON TRAILER	2000	CARSO	5X10	570
702586	01 BRI-MAR DUMP	2001	BRI-MA	DT 610-10	620
A00451	Kalyn sliding axle semi	2003	KALYN	ALL	530
000002	Carson Trailer	2005	CARRR	BOX	570
702883	trailer 70PI-14 flatbed	2008	BIGTX	70PI-14	530
702884	trailer 70PI-14 flatbed	2008	BIGTX	70PI-14	530
702885	trailer 70PI-14 flatbed	2008	BIGTX	70PI-14	530
702886	trailer 70PI-14 flatbed	2008	BIGTX	70PI-14	540
702887	trailer 70LR-14 flatbed	2008	BIGTX	70LR-14	520
A00642	Rayco trailer stumper	2012	RAYCO	TR35	570
A01871	Big Tex trailer	2013	BIG TEX	10PI-14	530
A01872	Big Tex trailer	2013	BIG TEX	10PI-14	530
A01873	Big Tex trailer	2013	BIG TEX	10PI-14	530
A01874	Big Tex trailer	2013	BIG TEX	10PI-14	530
A01875	Big Tex trailer	2013	BIG TEX	10PI-14	530
A01876	Big Tex trailer	2013	BIG TEX	10PI-14	530
A02984	Big Tex trailer	2013	BIG TEX	10PI-14	530
A02985	Big Tex trailer	2013	BIG TEX	10PI-14	530
A02986	Big Tex trailer	2013	BIG TEX	10PI-14	530
A02987	Big Tex trailer	2013	BIG TEX	10PI-14	580
A02988	Big Tex trailer	2013	BIG TEX	10PI-14	530
A03569	Haul trailer	2015	HAUL	HAUL	913
C01763	APEX- PORTABLE	2019	APEXX	BOX	615
C01773	BIG TEX TRAILER -	2019	BIGTEX	35SV-10BK	570
C01880	2011 CRYSTAL	2019	TENAN	1870TO	945

Unit Type: TRAILER

Total: 43

Total Replacement: 19

Orange : Inactive, Replaced in 2020
Green: Scheduled to be replaced in 2021
Yellow: Past life expectancy; needs to be replaced

Vehicle Surplus List 12/22/2020

Unit #	Vehicle Description	Year	Work Center	Kelley Blue Book Value	
1	A00725	12 KAWASAKI 3CYL DIESEL	2012	570	\$ 500
2	702791	05 KAWASAKI 3 CYL	2005	530	\$ 700
3	702912	09 KAWASAKI 3CYL DIESEL	2009	530	\$ 500
4	702787	05 KAWASAKI 3CYL DIESEL	2005	530	\$ 700
5	702781	05 KAWASAKI 3CYL DIESEL	2005	530	\$ 700
6	702780	05 KAWASAKI 3CYL DIESEL	2005	530	\$ 700
7	702739	04 KAWASAKI 3CYL DIESEL	2004	560	\$ 700
8	702818	06 KAWASAKI 3CYL DIESEL	2006	530	\$ 700
9	702783	05 KAWASAKI 3CYL DIESEL	2005	511	\$ 700
10	702794	05 KAWASAKI 3CYL DIESEL	2005	530	\$ 700
11	A00791	2012 John Deere Th6x4 Diesel	2012	570	\$ 1,500
12	702548	02 FORD F350 7.3L TD	2002	936	\$ 7,000
13	702057	2000 FORD F/BED F350	2000	511	\$ 5,000
14	702409	97 F350 FTBD 161 WB 5 SPEED	1997	912	\$ 3,000
15	702864	F-350 604 DSL FLATBED	2007	936	\$ 5,000
16	702412	97 F350 FLATBED 161 WB 7.5L	1997	311	\$ 3,000
17	702519	2000 FORD RANGER	2000	530	\$ 2,300
18	702413	97 F350 FTBD 161 WB 5 SPEED	1997	932	\$ 3,000
19	702443	99 FORD E350 CUTAWAY	1999	932	\$ 5,000
20	702575	01 FORD RANGER 3.0L	2001	935	\$ 3,000
21	702520	00 FORD RANGER 3.0L	2000	540	\$ 2,500
22	702514	00 FORD RANGER 3.0L 5SPD	2000	936	\$ 2,500
23	702479	99 FORD F250 TRUCK	1999	530	\$ 2,000
24	A03653	2017 Chevrolet Trax	2017	400	\$ 8,000
25	702806	06 FORD RANGER 3.0L	2006	912	\$ 500
28	702485	99 FORD F250 TRUCK	1999	912	\$ 1,200
29	702894	2008 Extended cab Ranger	2008	920	\$ 4,500
30	702057	2000 FORD F/BED F350	2000	511	\$ 5,500
31	702531	00 FORD 7.3L T/DIESEL	2000	912	\$ 12,000
32	702547	02 FORD 7.3L T/DIESEL	2002	530	\$ 5,500
33	A00739	2012 E-Z Trans	2012	970	
34	A00740	2012 E-Z Trans	2012	970	
35	A00741	2012 E-Z Trans	2012	970	

Golden Rain Foundation of Laguna Woods

Operating Statement

12/31/2020

960 - FLEET MAINTENANCE

	<u>Actual</u>	<u>YEAR TO DATE Budget</u>	<u>VAR\$ B/(W)</u>	<u>VAR% B/(W)</u>	<u>TOTAL BUDGET</u>
Revenues:					
Non-Assessment Revenues:					
Merchandise Sales					
41504800 - Merchandise Sales - Fuel & Oil	\$86,160	\$0	\$86,160	0.00%	\$0
Total Merchandise Sales	86,160	0	86,160	0.00%	0
Total Non-Assessment Revenue	86,160	0	86,160	0.00%	0
Total Revenue	86,160	0	86,160	0.00%	0
Expenses:					
Employee Compensation					
51011000 - Salaries & Wages - Regular	108,008	106,851	(1,157)	(1.08%)	106,851
51021000 - Union Wages - Regular	440,960	516,963	76,002	14.70%	516,963
51041000 - Wages - Overtime	45	1,500	1,455	96.97%	1,500
51051000 - Union Wages - Overtime	2,955	18,000	15,045	83.58%	18,000
51061000 - Holiday & Vacation	67,807	53,091	(14,717)	(27.72%)	53,091
51071000 - Sick	39,691	21,655	(18,036)	(83.29%)	21,655
51091000 - Missed Meal Penalty	306	500	194	38.88%	500
51981000 - Compensation Accrual	(21,783)	0	21,783	0.00%	0
Total Employee Compensation	637,989	718,560	80,571	11.21%	718,560
Compensation Related					
52411000 - F.I.C.A.	49,559	53,440	3,881	7.26%	53,440
52421000 - F.U.I.	511	672	161	24.01%	672
52431000 - S.U.I.	3,489	3,360	(129)	(3.85%)	3,360
52441000 - Union Medical	127,059	133,934	6,876	5.13%	133,934
52451000 - Workers' Compensation Insurance	45,762	46,308	545	1.18%	46,308
52461000 - Non Union Medical & Life Insurance	29,630	13,488	(16,142)	(119.68%)	13,488
52471000 - Union Retirement Plan	29,887	23,712	(6,175)	(26.04%)	23,712
52481000 - Non-Union Retirement Plan	5,037	4,786	(251)	(5.25%)	4,786
52981000 - Compensation Related Accrual	(3,126)	0	3,126	0.00%	0
Total Compensation Related	287,808	279,700	(8,109)	(2.90%)	279,700
Materials and Supplies					
53001000 - Materials & Supplies	175,781	294,500	118,719	40.31%	294,500
53004000 - Freight	(849)	1,500	2,349	156.61%	1,500
Total Materials and Supplies	174,932	296,000	121,068	40.90%	296,000
Cost of Goods Sold					
53101000 - Cost Of Sales - Warehouse	1	0	(1)	0.00%	0
53103400 - Cost Of Sales - Fuel & Oil	86,160	0	(86,160)	0.00%	0
Total Cost of Goods Sold	86,161	0	(86,161)	0.00%	0
Fuel and Oil					
53304500 - Fuel & Oil For Vehicles	370,940	521,600	150,660	28.88%	521,600
Total Fuel and Oil	370,940	521,600	150,660	28.88%	521,600
Equipment Rental					
53501500 - Equipment Rental/Lease Fees	1,622	15,000	13,378	89.19%	15,000
Total Equipment Rental	1,622	15,000	13,378	89.19%	15,000
Outside Services					
53704000 - Outside Services	112,237	202,500	90,263	44.57%	202,500
Total Outside Services	112,237	202,500	90,263	44.57%	202,500
Repairs and Maintenance					
53701000 - Equipment Repair & Maint	22,826	16,000	(6,826)	(42.66%)	16,000
53702500 - Building Repair & Maint	746	0	(746)	0.00%	0
Total Repairs and Maintenance	23,572	16,000	(7,572)	(47.33%)	16,000
Other Operating Expense					
53802000 - Uniforms	7,407	10,000	2,593	25.93%	10,000
53803000 - Subscriptions & Books	3,774	6,500	2,726	41.94%	6,500
53803500 - Training & Education	295	3,000	2,705	90.15%	3,000

Golden Rain Foundation of Laguna Woods

Operating Statement

12/31/2020

960 - FLEET MAINTENANCE

	Actual	YEAR TO DATE		TOTAL BUDGET	
		Budget	VAR\$ B/(W)		VAR% B/(W)
53804000 - Staff Support	0	1,000	1,000	100.00%	1,000
53903000 - Safety	0	10,000	10,000	100.00%	10,000
54002500 - Filing Fees / Permits	14,927	12,000	(2,927)	(24.39%)	12,000
Total Other Operating Expense	26,403	42,500	16,097	37.88%	42,500
Property and Sales Tax					
54301500 - State & Local Taxes	104,489	80,000	(24,489)	(30.61%)	80,000
Total Property and Sales Tax	104,489	80,000	(24,489)	(30.61%)	80,000
Net Allocation to Mutuels					
48501000 - Allocated To Grf Departments	(1,585,951)	(2,055,487)	(469,537)	(22.84%)	(2,055,487)
Total Net Allocation To Mutuels	(1,585,951)	(2,055,487)	(469,537)	(22.84%)	(2,055,487)
Depreciation and Amortization					
55001000 - Depreciation And Amortization	848,436	778,400	(70,036)	(9.00%)	778,400
Total Depreciation and Amortization	848,436	778,400	(70,036)	(9.00%)	778,400
Total Expenses	1,088,639	894,773	(193,866)	(21.67%)	894,773
Excess of Revenues Over Expenses	(\$1,002,479)	(\$894,773)	(\$107,706)	(12.04%)	(\$894,773)

Golden Rain Foundation of Laguna Woods
Operating Statement
12/31/2020
970 - TRANSPORTATION

	Actual	YEAR TO DATE Budget	VAR\$ B/(W)	VAR% B/(W)	TOTAL BUDGET
Revenues:					
Non-Assessment Revenues:					
Rentals					
45506500 - Rental Fee	\$70	\$0	\$70	0.00%	\$0
Total Rentals	70	0	70	0.00%	0
Miscellaneous					
44002500 - Parking Fees - Non Residents	14,000	0	14,000	0.00%	0
47002800 - Fuel & Oil Administrative Fee	10,800	0	10,800	0.00%	0
Total Miscellaneous	24,800	0	24,800	0.00%	0
Total Non-Assessment Revenue	24,870	0	24,870	0.00%	0
Total Revenue	24,870	0	24,870	0.00%	0
Expenses:					
Employee Compensation					
51011000 - Salaries & Wages - Regular	630,424	806,236	175,812	21.81%	806,236
51041000 - Wages - Overtime	13,743	25,000	11,257	45.03%	25,000
51061000 - Holiday & Vacation	68,483	48,476	(20,007)	(41.27%)	48,476
51071000 - Sick	19,621	19,773	153	0.77%	19,773
51081000 - Sick - Part Time	0	2,300	2,300	100.00%	2,300
51091000 - Missed Meal Penalty	2,455	5,000	2,545	50.89%	5,000
51101000 - Temporary Help	0	5,000	5,000	100.00%	5,000
51981000 - Compensation Accrual	(33,609)	0	33,609	0.00%	0
Total Employee Compensation	701,118	911,786	210,668	23.10%	911,786
Compensation Related					
52411000 - F.I.C.A.	52,886	66,898	14,012	20.95%	66,898
52421000 - F.U.I.	1,209	1,208	(1)	(0.08%)	1,208
52431000 - S.U.I.	8,261	6,040	(2,221)	(36.78%)	6,040
52451000 - Workers' Compensation Insurance	41,657	52,950	11,293	21.33%	52,950
52461000 - Non Union Medical & Life Insurance	80,024	101,158	21,134	20.89%	101,158
52481000 - Non-Union Retirement Plan	14,288	25,514	11,226	44.00%	25,514
52981000 - Compensation Related Accrual	(5,295)	0	5,295	0.00%	0
Total Compensation Related	193,029	253,768	60,739	23.93%	253,768
Materials and Supplies					
53001000 - Materials & Supplies	10,568	15,100	4,532	30.02%	15,100
53004000 - Freight	202	0	(202)	0.00%	0
Total Materials and Supplies	10,769	15,100	4,331	28.68%	15,100
Equipment Rental					
53501500 - Equipment Rental/Lease Fees	0	3,300	3,300	100.00%	3,300
Total Equipment Rental	0	3,300	3,300	100.00%	3,300
Outside Services					
53704000 - Outside Services	28,680	29,536	856	2.90%	29,536
Total Outside Services	28,680	29,536	856	2.90%	29,536
Repairs and Maintenance					
53701000 - Equipment Repair & Maint	0	2,000	2,000	100.00%	2,000
Total Repairs and Maintenance	0	2,000	2,000	100.00%	2,000
Other Operating Expense					
53802000 - Uniforms	7,428	12,000	4,572	38.10%	12,000
53803000 - Subscriptions & Books	200	600	400	66.67%	600
53803500 - Training & Education	0	5,000	5,000	100.00%	5,000
53804000 - Staff Support	0	2,000	2,000	100.00%	2,000
53903000 - Safety	102	1,500	1,398	93.19%	1,500
54001500 - Public Relations	0	2,500	2,500	100.00%	2,500
54002500 - Filing Fees / Permits	95	0	(95)	0.00%	0
Total Other Operating Expense	7,825	23,600	15,775	66.84%	23,600
Property and Sales Tax					

Golden Rain Foundation of Laguna Woods

Operating Statement

12/31/2020

970 - TRANSPORTATION

	Actual	YEAR TO DATE		VAR% B/(W)	TOTAL BUDGET
		Budget	VAR\$ B/(W)		
54301500 - State & Local Taxes	22	0	(22)	0.00%	0
Total Property and Sales Tax	22	0	(22)	0.00%	0
Net Allocation to Mutuals					
54602500 - Allocated Expenses	567,700	696,728	129,028	18.52%	696,728
Total Net Allocation To Mutuals	567,700	696,728	129,028	18.52%	696,728
Depreciation and Amortization					
55001000 - Depreciation And Amortization	26,522	24,311	(2,210)	(9.09%)	24,311
Total Depreciation and Amortization	26,522	24,311	(2,210)	(9.09%)	24,311
Total Expenses	1,535,664	1,960,129	424,465	21.65%	1,960,129
Excess of Revenues Over Expenses	<u>(\$1,510,794)</u>	<u>(\$1,960,129)</u>	<u>\$449,335</u>	<u>22.92%</u>	<u>(\$1,960,129)</u>

Golden Rain Foundation of Laguna Woods
Operating Statement
2/28/2021
960 - FLEET MAINTENANCE

	Actual	YEAR TO DATE Budget	VAR\$ B/(W)	VAR% B/(W)	TOTAL BUDGET
Revenues:					
Non-Assessment Revenues:					
Merchandise Sales					
41504800 - Merchandise Sales - Fuel & Oil	\$14,450	\$24,374	(\$9,924)	(40.72%)	\$146,250
Total Merchandise Sales	14,450	24,374	(9,924)	(40.72%)	146,250
Miscellaneous					
47001000 - Cash Discounts - Accounts Payable	50	0	50	0.00%	0
Total Miscellaneous	50	0	50	0.00%	0
Total Non-Assessment Revenue	14,500	24,374	(9,874)	(40.51%)	146,250
Total Revenue	14,500	24,374	(9,874)	(40.51%)	146,250
Expenses:					
Employee Compensation					
51011000 - Salaries & Wages - Regular	15,784	17,779	1,994	11.22%	111,183
51021000 - Union Wages - Regular	61,466	82,891	21,425	25.85%	512,802
51041000 - Wages - Overtime	0	166	166	100.00%	1,000
51051000 - Union Wages - Overtime	0	3,000	3,000	100.00%	18,000
51061000 - Holiday & Vacation	10,749	8,568	(2,182)	(25.46%)	53,105
51071000 - Sick	3,297	3,495	198	5.67%	21,661
51091000 - Missed Meal Penalty	0	82	82	100.00%	500
51981000 - Compensation Accrual	1,369	0	(1,369)	0.00%	0
Total Employee Compensation	92,665	115,980	23,315	20.10%	718,251
Compensation Related					
52411000 - F.I.C.A.	6,750	8,624	1,874	21.73%	53,454
52421000 - F.U.I.	431	504	73	14.48%	1,120
52431000 - S.U.I.	2,945	2,520	(425)	(16.88%)	3,360
52441000 - Union Medical	20,492	23,566	3,074	13.04%	141,395
52451000 - Workers' Compensation Insurance	4,962	7,686	2,724	35.44%	47,641
52461000 - Non Union Medical & Life Insurance	5,152	2,518	(2,635)	(104.64%)	15,106
52471000 - Union Retirement Plan	4,582	5,716	1,134	19.84%	35,360
52481000 - Non-Union Retirement Plan	740	796	56	7.04%	4,980
52981000 - Compensation Related Accrual	265	0	(265)	0.00%	0
Total Compensation Related	46,319	51,930	5,611	10.80%	302,417
Materials and Supplies					
53001000 - Materials & Supplies	47,496	46,660	(836)	(1.79%)	280,001
53004000 - Freight	0	250	250	100.00%	1,500
Total Materials and Supplies	47,496	46,910	(586)	(1.25%)	281,501
Cost of Goods Sold					
53103400 - Cost Of Sales - Fuel & Oil	14,450	24,374	9,924	40.72%	146,250
Total Cost of Goods Sold	14,450	24,374	9,924	40.72%	146,250
Fuel and Oil					
53304500 - Fuel & Oil For Vehicles	59,578	89,374	29,796	33.34%	536,250
Total Fuel and Oil	59,578	89,374	29,796	33.34%	536,250
Equipment Rental					
53501500 - Equipment Rental/Lease Fees	4,899	1,250	(3,649)	(291.91%)	7,500
Total Equipment Rental	4,899	1,250	(3,649)	(291.91%)	7,500
Outside Services					
53704000 - Outside Services	12,847	33,830	20,983	62.02%	203,000
Total Outside Services	12,847	33,830	20,983	62.02%	203,000
Repairs and Maintenance					
53701000 - Equipment Repair & Maint	6,235	1,998	(4,237)	(212.08%)	12,000
53702500 - Building Repair & Maint	515	0	(515)	0.00%	0
Total Repairs and Maintenance	6,750	1,998	(4,752)	(237.83%)	12,000

Golden Rain Foundation of Laguna Woods
Operating Statement
2/28/2021
960 - FLEET MAINTENANCE

	Actual	YEAR TO DATE Budget	VAR\$ B/(W)	VAR% B/(W)	TOTAL BUDGET
Other Operating Expense					
53802000 - Uniforms	761	1,666	905	54.33%	10,000
53803000 - Subscriptions & Books	0	666	666	100.00%	4,000
53803500 - Training & Education	86	500	414	82.76%	3,000
53804000 - Staff Support	0	166	166	100.00%	1,000
53903000 - Safety	0	1,666	1,666	100.00%	10,000
54002500 - Filing Fees / Permits	29,944	19,164	(10,780)	(56.25%)	115,000
Total Other Operating Expense	30,791	23,828	(6,963)	(29.22%)	143,000
Property and Sales Tax					
54301500 - State & Local Taxes	734	0	(734)	0.00%	0
Total Property and Sales Tax	734	0	(734)	0.00%	0
Net Allocation to Mutuals					
48501000 - Allocated To Grf Departments	(268,471)	(342,869)	(74,398)	(21.70%)	(2,070,398)
Total Net Allocation To Mutuals	(268,471)	(342,869)	(74,398)	(21.70%)	(2,070,398)
Depreciation and Amortization					
55001000 - Depreciation And Amortization	148,227	148,227	0	0.00%	148,227
Total Depreciation and Amortization	148,227	148,227	0	0.00%	148,227
Total Expenses	196,284	194,831	(1,453)	(0.75%)	427,998
Excess of Revenues Over Expenses	(\$181,784)	(\$170,457)	(\$11,327)	(6.64%)	(\$281,748)

Golden Rain Foundation of Laguna Woods
Operating Statement
2/28/2021
970 - TRANSPORTATION

	Actual	YEAR TO DATE Budget	VAR\$ B/(W)	VAR% B/(W)	TOTAL BUDGET
Revenues:					
Non-Assessment Revenues:					
Miscellaneous					
44002500 - Parking Fees - Non Residents	\$4,000	\$0	\$4,000	0.00%	\$0
47002800 - Fuel & Oil Administrative Fee	1,800	0	1,800	0.00%	0
Total Miscellaneous	5,800	0	5,800	0.00%	0
Total Non-Assessment Revenue	5,800	0	5,800	0.00%	0
Total Revenue	5,800	0	5,800	0.00%	0
Expenses:					
Employee Compensation					
51011000 - Salaries & Wages - Regular	89,021	114,295	25,274	22.11%	714,777
51041000 - Wages - Overtime	1,328	4,166	2,838	68.13%	25,000
51061000 - Holiday & Vacation	7,694	7,739	45	0.58%	48,397
51071000 - Sick	4,289	3,157	(1,132)	(35.88%)	19,741
51081000 - Sick - Part Time	0	382	382	100.00%	2,300
51091000 - Missed Meal Penalty	155	832	677	81.34%	5,000
51101000 - Temporary Help	0	832	832	100.00%	5,000
51981000 - Compensation Accrual	3,613	0	(3,613)	0.00%	0
Total Employee Compensation	106,100	131,403	25,303	19.26%	820,215
Compensation Related					
52411000 - F.I.C.A.	7,368	9,577	2,209	23.07%	59,893
52421000 - F.U.I.	567	798	231	28.99%	1,064
52431000 - S.U.I.	3,872	3,990	118	2.95%	5,320
52451000 - Workers' Compensation Insurance	1,052	7,778	6,727	86.48%	48,644
52461000 - Non Union Medical & Life Insurance	13,952	18,883	4,931	26.11%	113,297
52481000 - Non-Union Retirement Plan	2,090	4,073	1,983	48.68%	25,472
52981000 - Compensation Related Accrual	821	0	(821)	0.00%	0
Total Compensation Related	29,721	45,099	15,378	34.10%	253,690
Materials and Supplies					
53001000 - Materials & Supplies	1,723	1,264	(459)	(36.28%)	7,100
Total Materials and Supplies	1,723	1,264	(459)	(36.28%)	7,100
Equipment Rental					
53501500 - Equipment Rental/Lease Fees	0	166	166	100.00%	1,000
Total Equipment Rental	0	166	166	100.00%	1,000
Outside Services					
53704000 - Outside Services	1,162	18,966	17,804	93.87%	113,820
Total Outside Services	1,162	18,966	17,804	93.87%	113,820
Repairs and Maintenance					
53701000 - Equipment Repair & Maint	0	332	332	100.00%	2,000
Total Repairs and Maintenance	0	332	332	100.00%	2,000
Other Operating Expense					
53802000 - Uniforms	863	1,800	937	52.08%	10,800
53803000 - Subscriptions & Books	30	100	70	70.00%	600
53803500 - Training & Education	0	832	832	100.00%	5,000
53804000 - Staff Support	457	332	(125)	(37.72%)	2,000
53903000 - Safety	0	250	250	100.00%	1,500
54001500 - Public Relations	0	166	166	100.00%	1,000
54002500 - Filing Fees / Permits	21	0	(21)	0.00%	0
Total Other Operating Expense	1,371	3,480	2,109	60.61%	20,900
Net Allocation to Mutuals					
54602500 - Allocated Expenses	74,437	93,601	19,165	20.47%	565,990
Total Net Allocation To Mutuals	74,437	93,601	19,165	20.47%	565,990
Depreciation and Amortization					

Golden Rain Foundation of Laguna Woods
Operating Statement
2/28/2021
970 - TRANSPORTATION

	YEAR TO DATE				TOTAL BUDGET
	Actual	Budget	VAR\$ B/(W)	VAR% B/(W)	
55001000 - Depreciation And Amortization	4,420	4,420	0	0.00%	4,420
Total Depreciation and Amortization	4,420	4,420	0	0.00%	4,420
Total Expenses	218,934	298,732	79,797	26.71%	1,789,135
Excess of Revenues Over Expenses	(\$213,134)	(\$298,732)	\$85,597	28.65%	(\$1,789,135)

STAFF REPORT

DATE: April 7, 2021
FOR: Mobility & Vehicle Maintenance Committee
SUBJECT: Vehicle Purchase – Four F350 trucks

RECOMMENDATION

The Board of Directors approve the purchase of four replacement F-350 trucks totaling \$220,000 due to unanticipated regulatory requirements in lieu of purchasing x budgeted F-250s totaling \$140,000 and authorize the utilization of funding from the Miscellaneous Vehicles capital account of \$80,000 to cover remaining balance.

BACKGROUND

The General Services Department is responsible for the maintenance and replacement of more than 400 Golden Rain Foundation (GRF) vehicles. On September 1, 2020, the GRF Board approved an overall Vehicle Replacement budget of \$1,206,000 to replace 28 vehicles. This includes an allocation of \$140,000 to replace four F-250 work trucks. Additionally, it also includes \$200,000 for Miscellaneous Vehicle purchases as needed, for unanticipated replacement needs during the 2021 fiscal year.

Additionally, the Board was presented with an Equipment Replacement strategy which provides a specific long-range plan to replace the Village's aged fleet.

DISCUSSION

The General Services Department was recently notified by the Department of Motor Vehicles (DMV) that all pre-2006 diesel trucks identified by the California Air Resources Board (CARB) for replacement must occur and failure to do so will result in the inability to renew the required annual vehicle registration. GRF currently has four 2004 F-350 trucks that are included in this CARB requirement. These vehicles were scheduled to be replaced in 2022 and 2023, but given the revised State requirements, these vehicles need to be replaced in 2021. Upon completion of these purchases, the Village will in full compliance with CARB Clean Air Truck Requirements.

FISCAL IMPACT

The total estimated cost to replace the four Ford F-350 vehicles is \$220,000. Fleet Maintenance Division recommends deferring replacement of the already approved F-250 trucks which are budgeted at \$140,000 and using the funds totaling \$80,000 in the Miscellaneous Vehicle account to cover the remaining budget shortfall. Approval of this purchase would leave approximately \$25,000 in the Miscellaneous Vehicle account for 2021.

Prepared By: Chris Laugenour, Director of General Services

Reviewed By: Siobhan Foster, COO

Page Intentionally Left Blank